

FURNISHED BY:

CONTRACTOR	HOLLAND
TIES	WEB POLISHER
PANELS	BASE GRINDER
CRANE	HYDRAULIC UNIT
MISC. TRACK TOOLS, SPIKES & PLATES	WELDER
	HAND GRINDER
	DIESEL GENERATOR
	MAG-Y6
	ROLLERS
	"A" FRAME
	PUSHER/PULLER

TWO TIES SIDE-BY-SIDE FOR ROLLERS

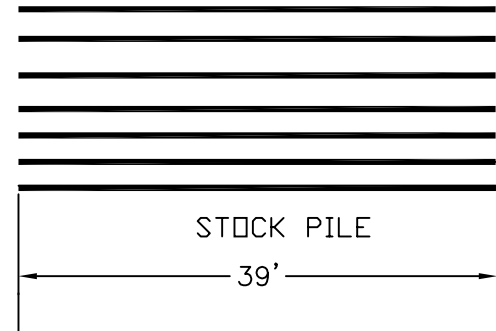
RAILS AT GAGE ON TIES FOR GRINDER (IF REQUIRED)

DIESEL GENERATOR

HYDRAULIC POWER

RAILS AT GAGE ON TIES FOR WEB POLISHER (IF REQUIRED)

PUSHER



STOCK PILE  
39'

TOP VIEW

RAIL ROLLERS

200'

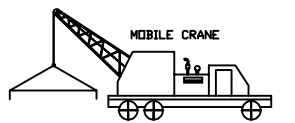
39'

DIESEL GENERATOR

"A" FRAME

HYDRAULIC POWER

CRANE WITH SPREADER BAR TO LOAD RAIL ONTO ROLLERS



STOCK PILE

PUSHER/PULLER TO PULL WELDED STRINGS



FINISH GRIND & INSPECTION




BASE/ROUGH GRINDER



WELDER SUPERVISOR



WEB POLISHER



LEGEND

- (C) — CONTRACTOR
- (H) — HOLLAND

SIDE VIEW

THIS DRAWING IS PROPERTY OF HOLLAND COMPANY WHO CLAIMS PROPRIETARY RIGHTS IN THE MATERIAL DISCLOSED. IT IS ISSUED IN CONFIDENCE FOR ENGINEERING INFORMATION ONLY AND MAY NOT BE COPIED OR USED FOR MANUFACTURE OF ANYTHING SHOWN WITHOUT SPECIFIC WRITTEN PERMISSION FROM HOLLAND COMPANY. HOLLAND COMPANY RESERVES THE RIGHT TO MODIFY DETAILS NOT AFFECTING STRENGTH OR APPLICATION AS MAY BE NECESSARY TO FACILITATE MANUFACTURE OR IMPROVE DESIGN.

PROPERTY OF  
**Holland**  
Company

DR.	PP.	CH.	AP.	SCALE	DATE	DWG. NO.
					4-28-97	SB-47958

WELDING LINE SET-UP