



EQUIPMENT LIST

PROFILE GRINDER
 WEB POLISHER
 SAW (2)
 BOLT MACHINE
 SPEED SWING
 SPIKE PULLER
 ANCHOR MACHINE
 SPIKE DRIVER
 MAG FLUX
 MOBILEWELDER

DIRECTION
 OF WORK




RAIL MOUNTED
 RAIL SAW



FRONT LOADER
 ON RUBBER
 TIRES



RAIL MOUNTED
 RAIL SAW



WEB POLISHER



FOREMAN
 (C)



MOBILE WELDER



SUPERVISOR
 (H)



LABORERS

(C)

PULL SPIKES
 & TIE PLATES,
 REMOVES ANCHORS
 IN WELD AREA



OPERATOR

(C)

CROP OFF ANGLE
 BARS OR BOLT
 HOLES IN MIDDLE
 OF CRIB



OPERATOR

(C)

INSTALL SEED RAIL
 & POSITION RAIL
 FOR WELDING
 IN CRIB



LABORER

(C)

ASSISTS IN
 MOVING RAIL
 & CLEANS CRIBS



OPERATOR

(C)

CROP OFF ANGLE
 BARS OR BOLT
 HOLES IN MIDDLE
 OF CRIB, CLEANS
 CRIB & REMOVES
 TIE PLATES



LABORER

(H)

POLISH WEB
 OF RAIL 24
 INCHES FROM END



LABORER

(C)

WELDER HELPER
 TIE PLATES



OPERATOR

(H)


COMPLETE WELD



OPERATOR

(H)


TRACK
 CART
 W/110V GEN




PROFILE
 GRINDER



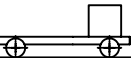
ANCHOR
 MACHINE



SPIKER
 MACHINE



TRACK
 CART
 W/MISC EQUIP



LABORER

(C)

FINISH GRIND
 AND TEST



LABORER

(H)

FINISH GRIND
 AND MAG FLUX



LABORER

(C)

INSTALL ANCHORS



OPERATOR

(C)



OPERATOR

(C)

RESPIKE

LEGEND

(C) — CUSTOMER

(H) — HOLLAND

	HOLLAND	CUSTOMER
FOREMAN	1	1
OPERATOR	1	5
LABORER	1	6
POLISHER	1	—
PROFILE GDR	1	—
	<u>5</u>	<u>12</u>

REVISIONS		

PROPERTY OF

 Company

DR.
 PP
 CH.
 AP.

CROP & WELD
 GANG LAYOUT

SCALE

DATE
 4-13-00

DWG.
 NO. SB-54105